


Quadrattia



.Nuovvo

TECHNICAL DATA SHEET

Following the essence of the Slate model, **Quadrattia** takes design to the next level by unifying its entire surface in a single material. Its slate texture extends almost without interruptions, creating a sense of continuity and balance. A shower tray that not only transforms the space but also offers a unique sensory experience.

● Material:

Nuovvotech is an advanced material made of resin and silica-free mineral filler, coated with a layer of gel coat that provides extraordinary resistance. Its innovative design makes it possible to create bathroom products with unique textures, shapes, and colors, taking customization to the next level.



● Properties:

- Manufactured in a mold through casting, giving each shower tray a non-slip surface.
- Standard UNE 41091:2017 CLASS 3. Standard DIN 51097:1992 CLASS C
- Can be easily cut with a diamond blade.
- High-flow drain with cover in the same color as the tray.

Non-slip



5-year warranty



Accessible siphon



Silica-free material



Adaptable to the space



Large format



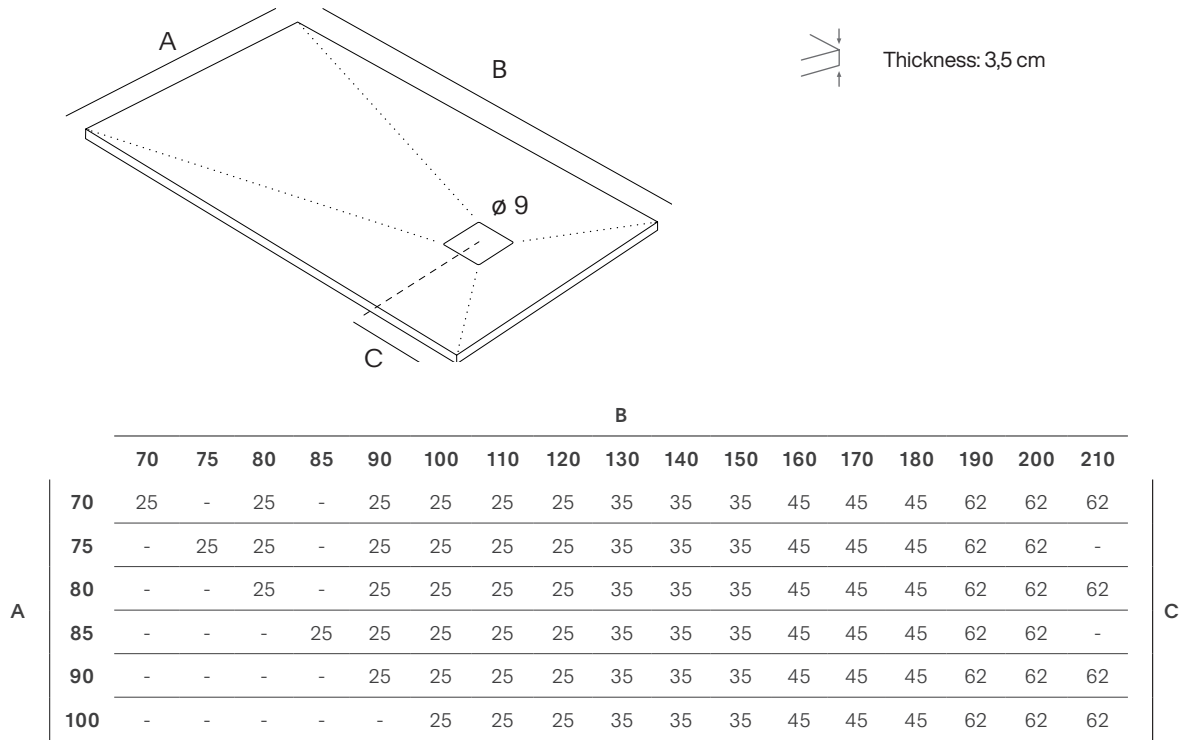
Made in Spain



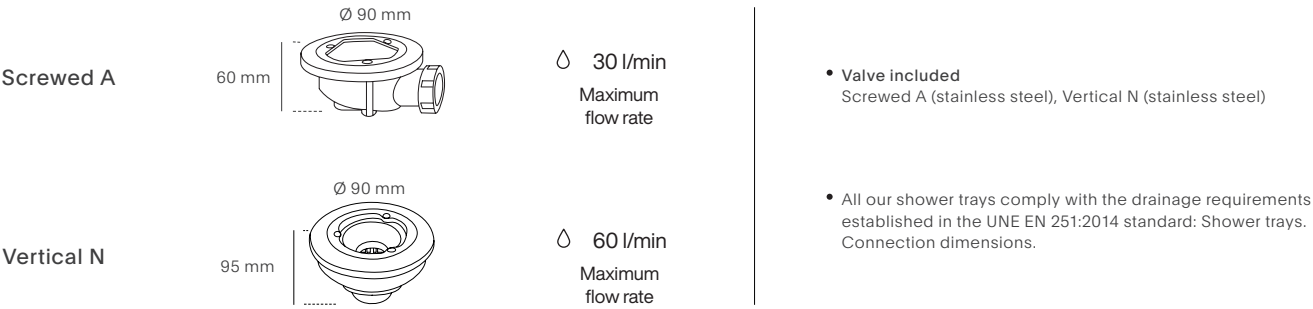
Nuovvotech cover included




● Dimensions:





● Valves:



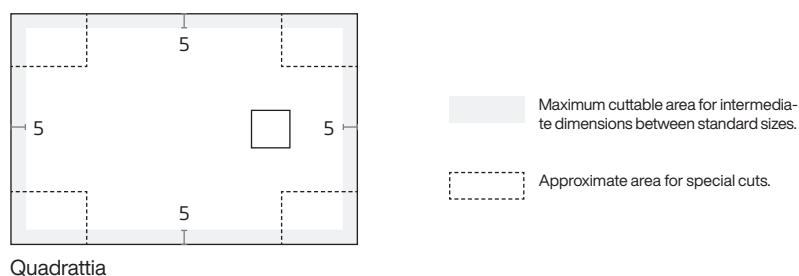
● Colours and texture:



 In addition to these **6 standard colours**, any **RAL colour upon request** can also be ordered.



● Custom manufacturing:



Customisable in both width and length. The customer may provide a technical drawing when placing the order to receive the tray perfectly cut to the desired size. Cuts different from those shown in the drawing are possible upon customer request, taking into account the model's particularities and the effect such cuts may have on the tray's aesthetics and functionality. Cutting on the drain side is not recommended.

- Segments are cut continuously with a diamond blade (tile special).
- Large cuts may reduce the slope and cause an irregular edge thickness.
- Upon customer request, cut edges can be polished.

NOTICE: There is a production tolerance margin of up to 1 cm. Tray thickness tolerance is +/- 3 mm. Width and length tolerance of the material is +5 mm.

* Nuovvo will only guarantee the tray's strength for cuts made within the grey area. For other cuts, please consult.

● Installation options:



Flush



On the floor



Semi-recessed with a masonry curb

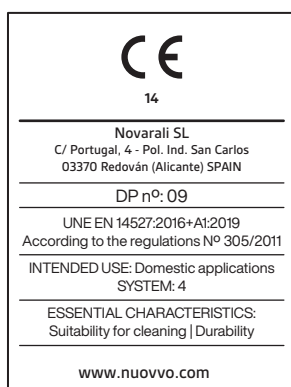
NOTICE: To install the flush shower tray, a minimum floor depth of 8 cm is required to allow enough space for valve installation.

● Quality certifications:

Since May 1, 2012, manufacturers of shower trays for domestic use are required to market their products at the European level with the CE marking according to the EN 14527 standard, as this CE marking indicates a product's compliance with EU legislation and allows the free movement of products within the European Economic Area market.

- UNE-EN 14527:2016 +A1:2019: Shower trays for domestic use.
- DIN 51097-1992:CEN:TS: Critical angle slip resistance test for barefoot wet areas.
- UNE-EN 41901:2017: Slip resistance test for unpolished floors.

Analyses and tests carried out by the AIDIMME Technological Institute. All our products are certified for use at the European level.



● Use and maintenance:

- Clean regularly, rinsing thoroughly and ensuring no cleaning product residues remain.
- Use a soft cloth or wipe to clean the surface.
- Avoid regular cleaning with bleach*, alcohols, acids, nail polish removers, lacquers and/or abrasive products.
- Do not use sodium hydroxide (caustic soda) or hair dyes due to their high methylene blue concentration.

*The grid may be damaged.

Last revision
10/11/25

Nuovvo



NOVARALI, S.L.
C/ Portugal, 4
P.I. San Carlos
03370 Redován, Alicante, Spain
T. +34 965 681 207
info@nuovvo.com
www.nuovvo.com