


Moon



**.Nuovvo**

TECHNICAL DATA SHEET

The elegance of the full moon inspires **Moon**, a shower tray where design and functionality orbit in perfect harmony. Its circular drain cover blends with the surface, creating a clean, sophisticated aesthetic that reinterprets minimalism in the bathroom.

Its Evolution texture, subtle yet full of character, delivers a natural sensation underfoot, evoking the solidity of stone. Slip-resistant and stylish, it ensures safety without compromising on style.

● Material:

**Nuovvotech** is an advanced material made of resin and silica-free mineral filler, coated with a layer of gel coat that provides extraordinary resistance. Its innovative design makes it possible to create bathroom products with unique textures, shapes, and colors, taking customization to the next level.



● Properties:

- Manufactured in a mold through casting, giving each shower tray a non-slip surface.
- Standard UNE 41091:2017 CLASS 2. Standard DIN 51097:1992 CLASS B
- Can be easily cut with a diamond blade.
- High-flow drain with cover in the same color as the tray.
- Compatible with access ramp. (Only for 120 cm length).

Anti-Slip



5-year warranty



Accessible drain



Silica-free material



Adaptable to any space



Large format



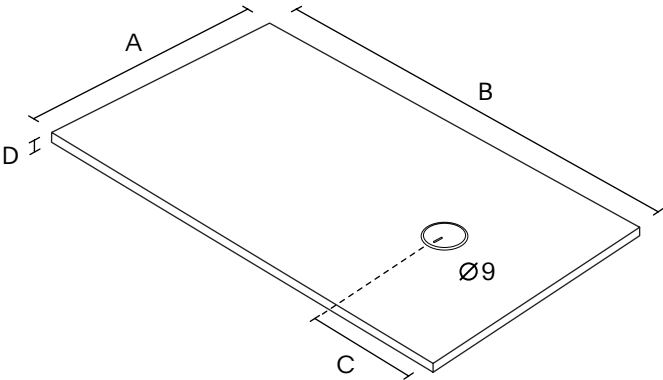
Made in Spain



Nuovvotech cover included



● Dimensions:



		B					
(cm)		120	140	160	180	200	
A	70	25	35	45	50	50	C
	80	25	35	45	50	50	
	90	25	35	45	50	50	
	100	25	35	45	50	50	
		3,0	3,1	3,2	3,3	3,4	

● Valves:

Screwed A

Ø 90 mm  
60 mm

Vertical N

Ø 90 mm  
95 mm

30 l/min  
Maximum  
flow rate

60 l/min  
Maximum  
flow rate

- Valve included  
Screwed A (stainless steel), Vertical N (stainless steel)
- All our shower trays comply with the drainage requirements established in the UNE EN 251:2014 standard: Shower trays. Connection dimensions.

● Colours and texture:

White  
Nova

Ivory  
RAL 1013

Stone grey  
RAL 7044

Concrete  
RAL 7037

Anthracite  
RAL 7015

Black  
RAL 9005

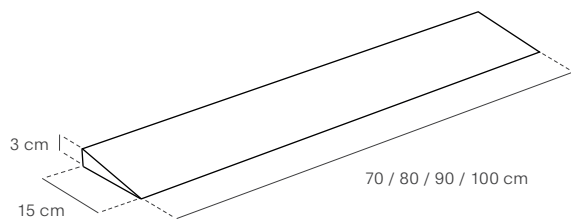
Texture  
Evolution  
Stone



In addition to these **6 standard colours**, any **RAL colour upon request** can also be ordered.

## ● Accessories:

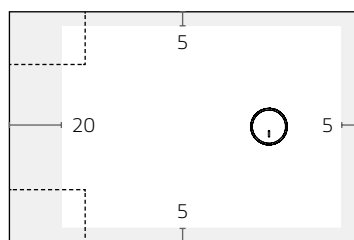
### Access ramp



- Ramp not included.
- Available for length 120 cm.



## ● Custom manufacturing:



Moon

- Maximum cuttable area for intermediate dimensions between standard sizes.
- Approximate area for special cuts.

Customisable in both width and length. The customer may provide a technical drawing when placing the order to receive the tray perfectly cut to the desired size. Cuts different from those shown in the drawing are possible upon customer request, taking into account the model's particularities and the effect such cuts may have on the tray's aesthetics and functionality. Cutting on the drain side is not recommended.

- Segments are cut continuously with a diamond blade (tile special).
- Large cuts may reduce the slope and cause an irregular edge thickness.
- Upon customer request, cut edges can be polished.

**NOTICE:** There is a production tolerance margin of up to 1 cm. Tray thickness tolerance is +/- 3 mm. Width and length tolerance of the material is +5 mm.

\* Nuovvo will only guarantee the tray's strength for cuts made within the grey area. For other cuts, please consult.

## ● Installation options:



Flush



On the floor



Semi-recessed with a masonry curb

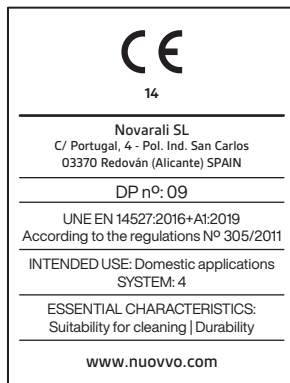
**NOTICE:** To install the flush shower tray, a minimum floor depth of 8 cm is required to allow enough space for valve installation.

## ● Quality certifications:

Since May 1, 2012, manufacturers of shower trays for domestic use are required to market their products at the European level with the CE marking according to the EN 14527 standard, as this CE marking indicates a product's compliance with EU legislation and allows the free movement of products within the European Economic Area market.

- UNE-EN 14527:2016 +A1:2019: Shower trays for domestic use.
- DIN 51097-1992:CEN:TS: Critical angle slip resistance test for barefoot wet areas.
- UNE-EN 41901:2017: Slip resistance test for unpolished floors.

Analyses and tests carried out by the AIDIMME Technological Institute. All our products are certified for use at the European level.



## ● Use and maintenance:

- Clean regularly, rinsing thoroughly and ensuring no cleaning product residues remain.
- Use a soft cloth or wipe to clean the surface.
- Avoid regular cleaning with bleach\*, alcohols, acids, nail polish removers, lacquers and/or abrasive products.
- Do not use sodium hydroxide (caustic soda) or hair dyes due to their high methylene blue concentration.

\* The grid may be damaged.

# Nuovvo



NOVARALI, S.L.  
C/ Portugal, 4  
P.I. San Carlos  
03370 Redován, Alicante, Spain  
T. +34 965 681 207  
[info@nuovvo.com](mailto:info@nuovvo.com)  
[www.nuovvo.com](http://www.nuovvo.com)