


creativeskin[®]
custom shower



.Nuovvo

TECHNICAL DATA SHEET

Creativeskin® turns the shower tray into an expression of style. With our innovative printing technology, every design comes to life, allowing it to be customised with textures, patterns or images that transform the bathroom into a unique space. More than a shower tray, it is a statement of creativity, combining aesthetic innovation and functionality in a single piece.

● Material:

Nuovvotech is an advanced material composed of resin and silica-free mineral filler, coated with a gel coat layer that gives it extraordinary durability. Its innovative design allows the creation of bathroom products with unique textures, shapes and colours, taking customisation to another level.



● Properties:

- Moulded manufacturing by casting, giving each shower tray a slip-resistant surface.
- DIN 51097:1992 CLASS B
- Due to its composition, it must not be cut by the customer, so it will always leave the factory in the final size desired by the customer.
- High-flow drain with cover in the same colour as the tray.

Customisable



Non-slip



5-year warranty



Accessible siphon



Silica-free material



Adaptable to the space



Large format



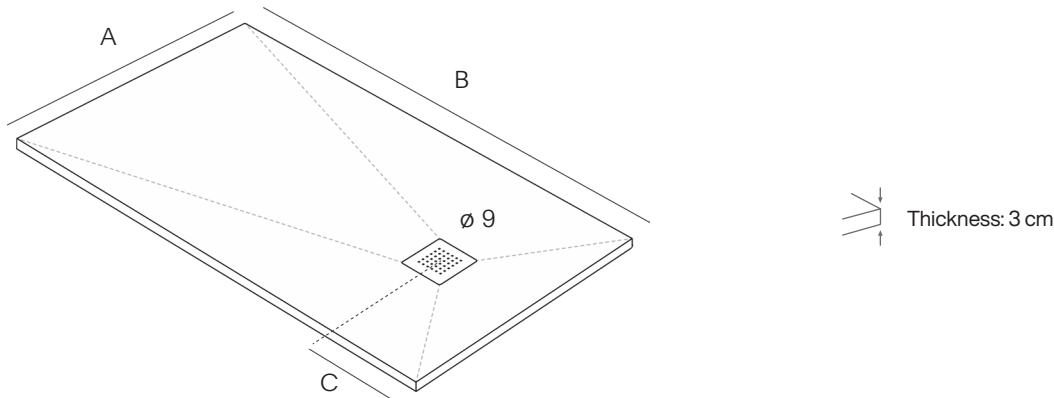
Made in Spain



Nuovvotech grid included



● Dimensions:

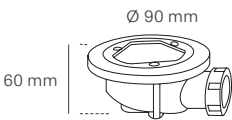


		B														C
		80	90	100	110	120	130	140	150	160	170	180	190	200	220	240
A	70	30	30	30	30	35	35	40	40	45	45	50	50	50	110	-
	75	30	30	30	30	35	35	40	40	45	45	50	50	50	110	-
	80	40	30	30	30	35	35	40	40	45	45	50	50	50	110	-
	90	-	45	30	-	35	-	40	40	45	45	50	50	50	110	-
	100	-	-	50	-	35	-	40	40	45	45	50	50	50	110	120

*Naturalia = max. 100 × 160 cm

● Valves:

Screwed A



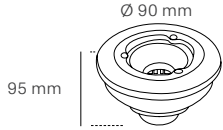
60 mm

Ø 90 mm

30 l/min
Maximum
flow rate

- Valve included
Screwed A (stainless steel), Vertical N (stainless steel)

Vertical N



95 mm

Ø 90 mm

60 l/min
Maximum
flow rate

- All our shower trays comply with the drainage requirements established in the UNE EN 251:2014 standard: Shower trays. Connection dimensions.

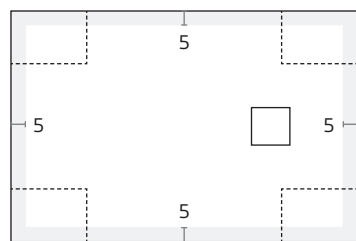
● Texture:





Textura:
Evolution
Stone



● Custom manufacturing:



Creativeskin[®]

-  Maximum cuttable area for intermediate dimensions between standard sizes.
-  Approximate area for special cuts.

*Due to its composition, it must not be cut by the customer, so it will always leave the factory in the final size.

Customisable in both width and length. The customer may provide a technical drawing when placing the order to receive the tray perfectly cut to the desired size. Cuts different from those shown in the drawing are possible upon customer request, taking into account the model's particularities and the effect such cuts may have on the tray's aesthetics and functionality. Cutting on the drain side is not recommended.

- Segments are cut continuously with a diamond blade (tile special).
- Large cuts may reduce the slope and cause an irregular edge thickness.
- Upon customer request, cut edges can be polished.

NOTICE: There is a production tolerance margin of up to 1 cm. Tray thickness tolerance is +/- 3 mm. Width and length tolerance of the material is +5 mm.

IMPORTANT: Due to their composition, Creativeskin[®] products cannot be cut by the customer, and will therefore always be supplied from the factory in the final size requested by the customer.

* Nuovvo will only guarantee the tray's strength for cuts made within the grey area. For other cuts, please consult.

● Installation options:



Flush



On the floor




Semi-recessed with a masonry curb


NOTICE: To install the flush shower tray, a minimum floor depth of 8 cm is required to allow enough space for valve installation.

● Standard models:

NATURALIA



White Marble New Line
Naturalia



Black Marble New Line
Naturalia




Polished Marble
Naturalia




Grid stamped with the tray's
design.

TERRAZO



Redován New Line
Terrazo



Orihuela
Terrazo



Cox
Terrazo



Grid stamped with the tray's
design.

GEOMETRIC



Roads
Geometric



Rhomb
Geometric



Collage
Geometric



Grid stamped with the tray's
design.

TEXTURE



Concrete
Texture



Oxide
Texture



Wood New Line
Texture



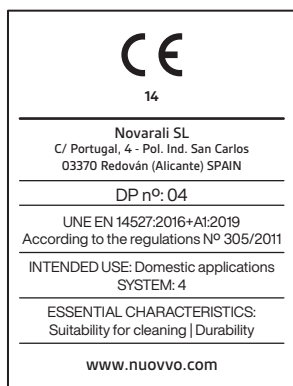
Grid stamped with the tray's
design.

● Quality certifications:

Since May 1, 2012, manufacturers of shower trays for domestic use are required to market their products at the European level with the CE marking according to the EN 14527 standard, as this CE marking indicates a product's compliance with EU legislation and allows the free movement of products within the European Economic Area market.

- UNE-EN 14527:2016 +A1:2019: Shower trays for domestic use.
- DIN 51097-1992:CEN:TS: Critical angle slip resistance test for barefoot wet areas.
- UNE-EN 41901:2017: Slip resistance test for unpolished floors.

Analyses and tests carried out by the AIDIMME Technological Institute. All our products are certified for use at the European level.

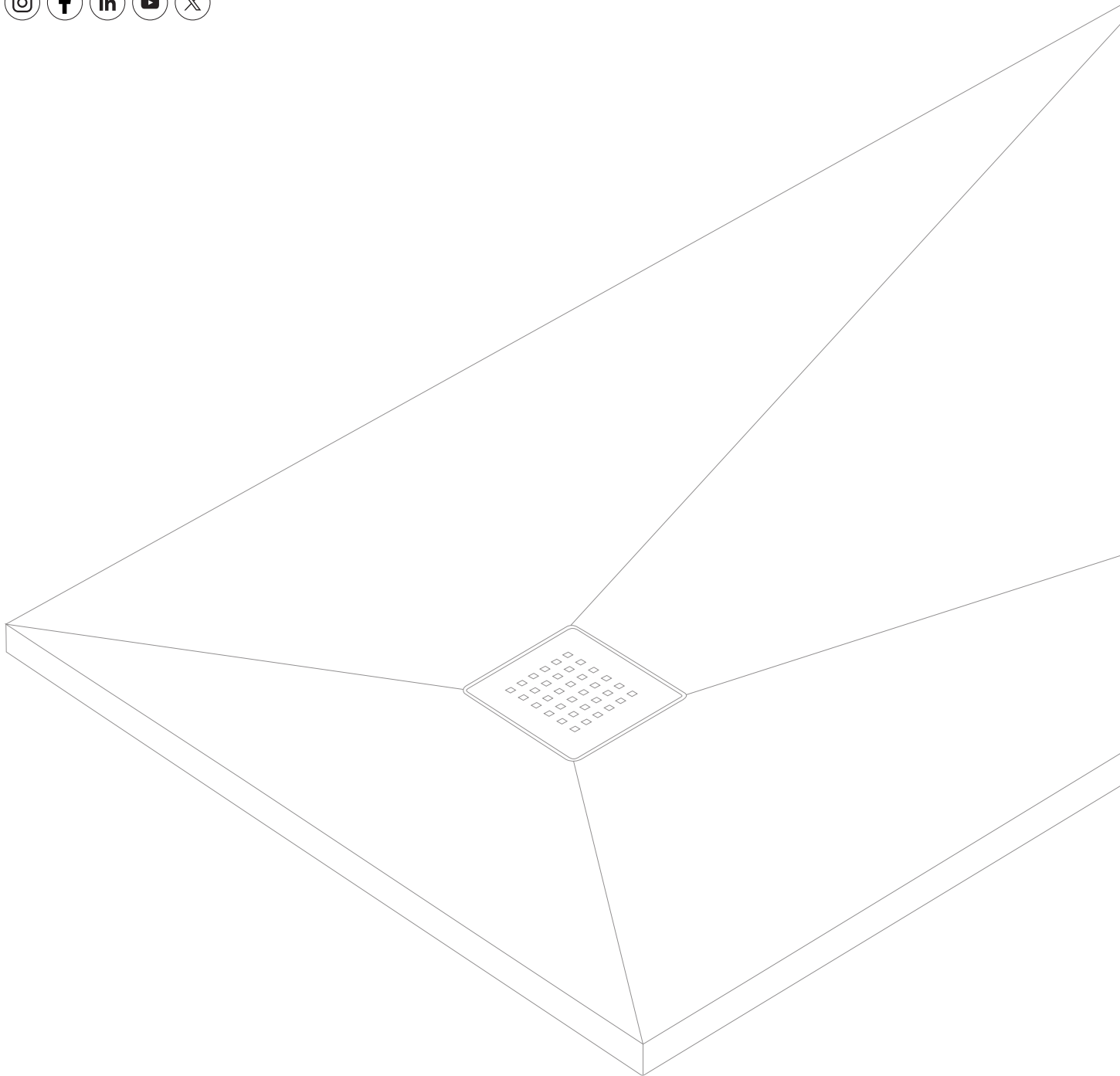


● Use and maintenance:

- Clean regularly, rinsing thoroughly and ensuring no cleaning product residues remain.
- Use a soft cloth or wipe to clean the surface.
- Avoid regular cleaning with bleach*, alcohols, acids, nail polish removers, lacquers and/or abrasive products.
- Do not use sodium hydroxide (caustic soda) or hair dyes due to their high methylene blue concentration.

*The grid may be damaged.

Nuovvo



NOVARALI, S.L.
C/ Portugal, 4
P.I. San Carlos
03370 Redován, Alicante, Spain
T. +34 965 681 207
info@nuovvo.com
www.nuovvo.com